

CLIENT WELCOME GUIDE

HEIRLOOM MOMENTS PHOTOGRAPHY




TABLE OF CONTENTS

01 - INTRODUCTION

02 - PROJECT TIMELINE

03 - PROCESS

04 - STYLING GUIDE

05 - SESSION FEE

06 - FAQ

07 - CONTACT



WELCOME

to Heirloom Moments Photography.

This guide is designed to help you prepare for your session and ensure we create stunning, timeless portraits that you will cherish for a lifetime. From choosing the right wardrobe to understanding what happens after the shutter clicks, you'll find everything you need right here.

Deborah



TIMELINE



CONSULTATION


The consultation answers all of your questions. We will get to know you and will talk about what to wear, how images will be displayed, color design, location and look and feel of the session. Consultation can take place in-person or on the phone. Great portraits begin with a great relationship. Tell us about your vision and we will work together to make it happen.



SESSION

Sessions can take place on location, in your home, or in our home studio. Our goal is to make your session stress free and fun. We will take care of everything. All you have to do is be yourself.

We are looking forward to capturing this special time for you.



REVEALING

This is a one hour appointment that can be in person or via zoom. During this time we will reveal your beautiful images. All parties involved in the decision making should be present at this appointment. We will help you select your best images to showcase in your home.



DELIVERY


4-6 weeks your beautiful custom-made art will be ready. We will contact you to schedule delivery or pick up.

THE PROCESS




ARRIVAL & WARMUP

We'll spend the first few minutes chatting and letting everyone get comfortable with the camera. There's no rush; the best shots happen once the "camera nerves" disappear.



GUIDANCE AND POSING

Don't worry about "knowing what to do." I will guide you through every movement, from where to put your hands to how to tilt your chin. We'll mix structured portraits with candid, lifestyle moments to capture the full range of your personality.




TIMING

Sessions usually last between 60 and 90 minutes, allowing us plenty of time to get comfortable and chase the best light.





PREPARING FOR YOUR SESSION



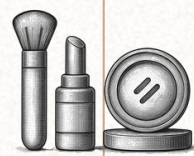
WARDROBE & STYLING



COLORS

Instead of everyone wearing the same color, choose a palette of 3–4 coordinating tones. Soft neutrals, earthy tones, and muted pastels photograph beautifully and provide a timeless look that never goes out of style. Avoid neon colors or large, distracting logos.

We offer a wide selection of gowns and props for maternity, newborn and children sessions.



HAIR & MAKEUP

Consider professional hair and makeup to boost your confidence. Ensure nails are clean or neutrally polished, as hands often feature prominently in portraits.



WHAT TO BRING

- Comfortable shoes for walking between setups.
- Small, non-messy snacks for children.
- A favorite heirloom toy or meaningful item if you'd like to incorporate it.



REST & HYDRATE

Plenty of water and a good night's sleep the week leading up to your session will ensure your skin looks vibrant and your energy is high.



SESSION FEE



The session fee is the first step in creating your custom portrait experience. This fee acts as a retainer to formally secure your date on my calendar and covers the time and talent involved in bringing your session to life.

While the session fee does not include digital files or physical print products, it provides the essential foundation for your portraits:

- The Pre-Session Consultation: A dedicated time to discuss your vision, wardrobe styling, and heirloom goals.
- The Creative Session: My time and professional expertise during our shoot, whether on-location or in-studio.
- Artistic Post-Processing: Professional hand-editing of each image in your curated gallery to ensure they meet the highest artistic standards.
- Your Reveal & Ordering Appointment: A guided session where I help you navigate your gallery and design the perfect tangible art for your home.

FAQ

DO YOU PROVIDE DIGITAL FILES

All purchased prints come with corresponding files, sized concurrently. Your photos will be printed using only heirloom quality materials, but you will always be able to print more at the same size and resolution using the printer of your choice.

WILL YOU HELP ME CHOOSE THE LOCATION?

Absolutely! Once we chat about the "vibe" you're going for—urban, nature, studio, or "at-home cozy". I'll send over a list of my favorite curated spots.

WHAT HAPPENS IF IT RAINS?

I keep a close eye on the weather. If it's looking like a washout, we will make the call 24 hours before to reschedule to the next available date or move the session indoors if possible.

DO YOU OFFER PAYMENT PLANS?

I understand the necessity of budgeting and am happy to work to fit your needs. I know you're going to love so many of your images, and I'll do my best to ensure that you get what you desire in all the sizes and styles you'll be proud to display for years to come.

WHAT IF I FEEL AKWARD IN FRONT OF THE CAMERA?

It's totally normal to feel a little nervous at first—most of us aren't used to having a lens pointed at us! We'll start the session with a few 'warm-upshots' to help you get used to the click of the camera. By the time we get to the 'must-have' shots, you'll be a pro. I promise we'll keep things light, fun, and completely stress-free.





THANK YOU

WWW.HEIRLOOMMOMENTS.COM

INFO@HEIRLOOMMOMENTS.COM

(619) 781-4936